


FEATURES

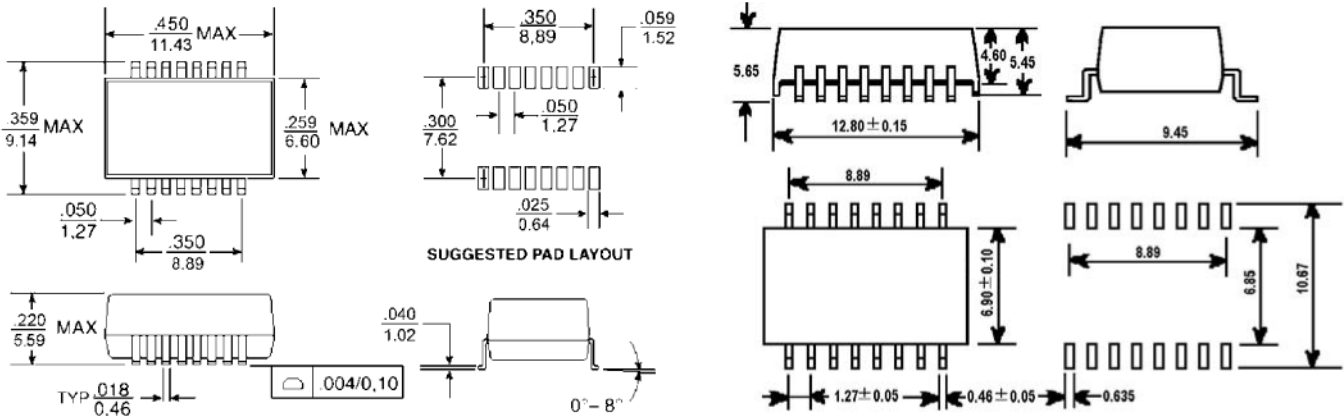
- Meet IEEE 802.3 and ANSI X3.263 standards including 350 uH OCL with 8mA Bias
- Designed to withstand IR reflow temperatures up to 235°C
- Compact footprint use in the most space restrictive applications
- Recognized by UL 1950.



ELECTRICAL SPECIFICATIONS @25°C-Operating temperature -40°C TO 85°C

Part Number	Turns Ratio (±5%)		Insertion Loss (dB MAX)	Return Loss (dB TYP)			Differential to Common Mode Rejection (dB MIN)			Crosstalk (dB TYP)			Hipot V _{rms} MIN
	TX	RX		0.1-100MHz	30 MHz	60 MHz	80 MHz	30 MHz	50 MHz	100 MHz	30 MHz	60 MHz	
ST-11F05	1CT:1CT	1CT:1CT	-1.1	-20	-14	-11.5	-42	-37	-33	-45	-40	-35	1500
ST-11F06	1.25CT:1CT	1CT:1CT	-1.1	-20	-14	-11.5	-42	-37	-33	-45	-40	-35	1500
ST-11F07	2CT:1CT	1CT:1CT	-1.1	-20	-14	-11.5	-42	-37	-33	-45	-40	-35	1500
ST-11F08	1CT:1.414CT	1CT:1CT	-1.1	-18	-12	-11.5	-42	-37	-30	-45	-40	-35	1500
ST-11F09	1CT:1CT	1CT:1CT	-1.0	-18	-14	-12	-40	-40	-40	-35	-35	-35	1500
ST-11F10	1CT:1CT	1CT:1CT	-0.9	-18	-12	-11	-40	-35	-30	-45	-45	-37	1500
ST-11F11	1CT:1CT	1CT:1CT	-1.0	-20	-14	-12	-42	-37	-32	-45	-40	-35	1500
ST-11F12	1CT:1CT	1CT:1CT	-1.0	-20	-14	-12	-42	-37	-32	-45	-40	-35	1500
ST-11F14	1CT:1CT	1CT:1CT	-1.2	-18	-14	-12	-43	-37	-33	-45	-40	-35	1500
ST-11F16	1CT:1CT	1CT:1CT	-1.0	-18	-14	-12	-35	-35	-35	-35	-35	-35	1500
ST-11F17	1CT:1CT	1CT:1CT	-1.0	-18	-16	-10	-40	-40	-40	-38	-38	-38	1500
ST-11F17A	1CT:1CT	1CT:1CT	-1.0	-16	-12	-10	-40	-40	-35	-40	-40	-35	1500
ST-11F17B	1CT:1CT	1CT:1CT	-1.0	-16	-12	-10	-40	-40	-35	-40	-40	-35	1500
ST-11F18B	1CT:1CT	1CT:1CT	-1.1	-20	-14	-12	-40	-37	-33	-45	-40	-35	1500
ST-11F19B	1CT:1	1CT:1CT	-1.0	-20	-14	-12	-40	-25	-30	-40	-40	-40	1500
ST-11F19A	1CT:1CT	1CT:1CT	-1.0	-20	-14	-12	-40	-35	-30	-40	-40	-35	1500
ST-11F19B	1CT:1	1CT:1CT	-1.0	-20	-14	-12	-40	-35	-30	-40	-40	-35	1500
ST-11F19C	1CT:1CT	1CT:1CT	-1.0	-20	-14	-12	-40	-35	-30	-40	-40	-35	1500
ST-11F19D	1CT:1.414	1CT:1CT	-2.0	-18	-12	-11	-	-	-	-45	-38	-34	1500

MECHANICAL

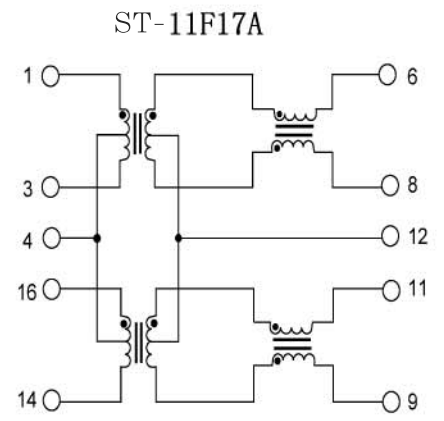
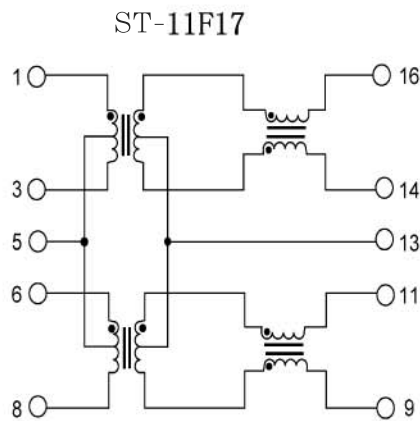
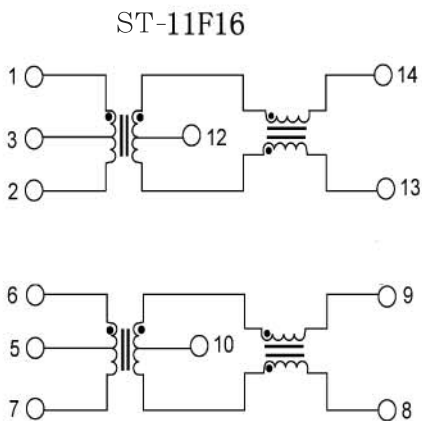
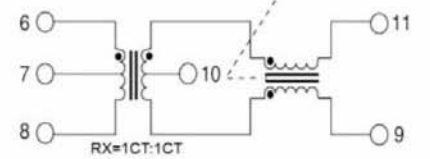
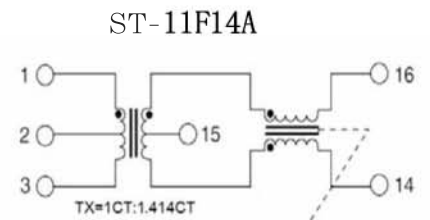
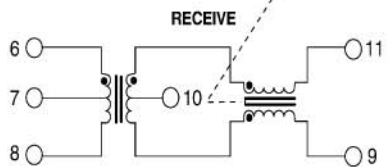
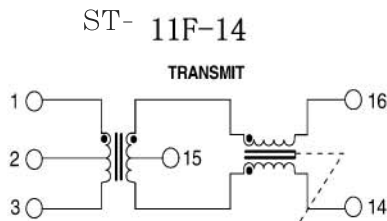
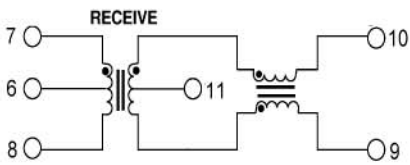
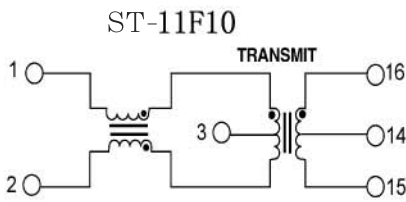
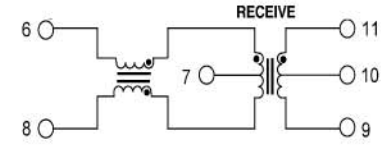
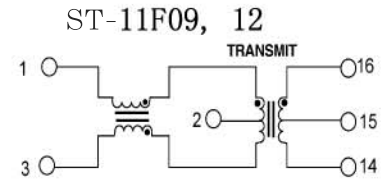
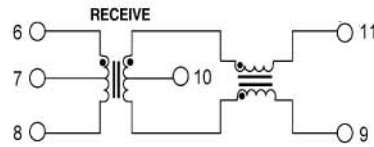
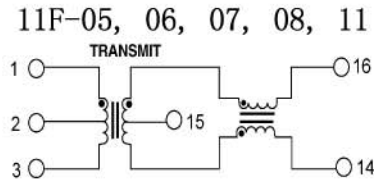
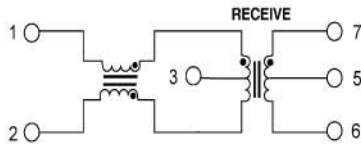
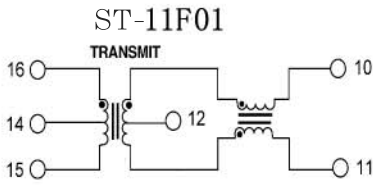


Molding

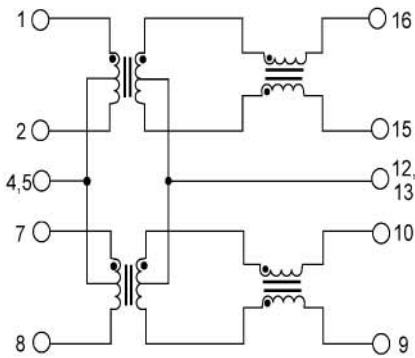
Bottom Potting

UNIT: mm Unless otherwise specified, all tolerances are ±0.25

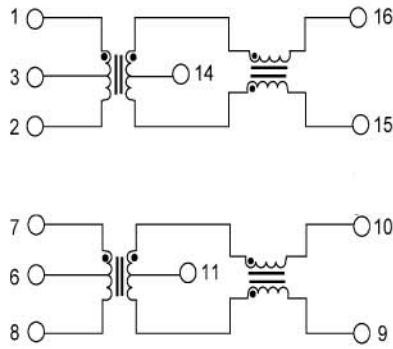
SCHEMATICS



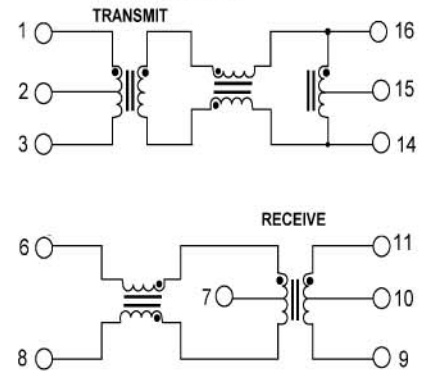
ST-11F17B



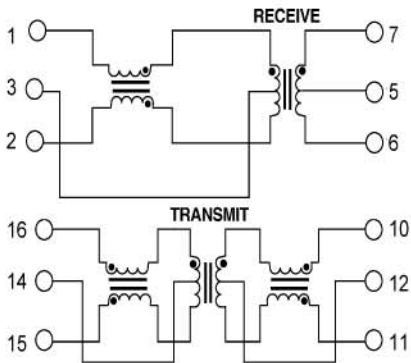
ST-11F18



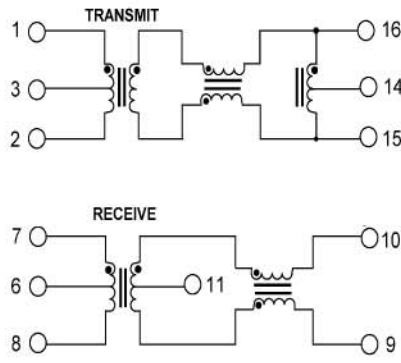
ST-11F19



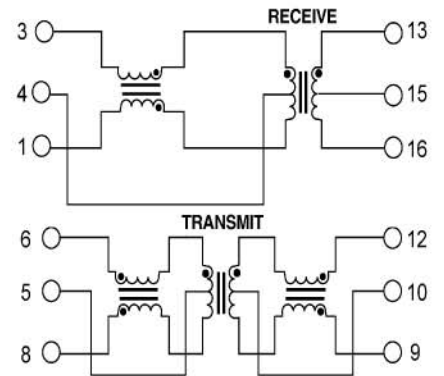
ST-11F19A



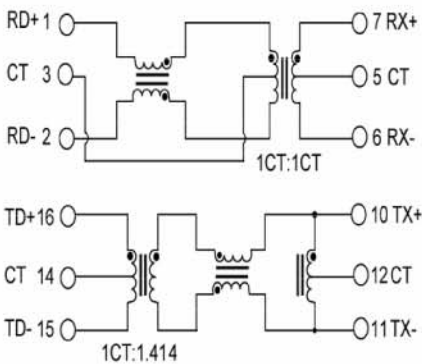
ST-11F19B



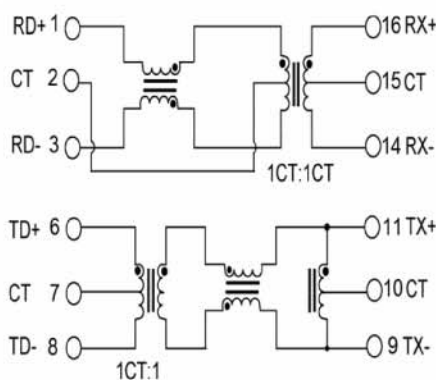
ST-11F19C



ST-11F19D



ST-11F19E



ST-11F19F

